

TS-1019	Changing Grip Head for Honeycomb Racks	Document Owner: Service Department	Effective Date: APR-14-2020	Page 1 of 4
----------------	---	--	---------------------------------------	--------------------

Purpose

This guide is for the end user to use when changing the gripper head orientation to handle honeycomb racks using honeycomb spacer part number 1044-701-033-A. Newer versions of the spacer require a different dowel mounting procedure.

Required Material and Equipment

- 3mm Allen wrench

Intended Audience

End users of the Sci-Print VX2/VXL

Prerequisites

N/A

Procedure

1. Using a 3mm Allen wrench, loosen the screw on top of the gripper mount.




Figure 1.

TS-1019	Changing Grip Head for Honeycomb Racks	Document Owner: Service Department	Effective Date: APR-14-2020	Page 2 of 4
----------------	---	--	---------------------------------------	--------------------

2. Detach the gripper head from the mount.



Figure 2.

3. Rotate the gripper so that the dowel holes (shown in the image below) fit into the dowel pins on the gripper mount.




Figure 3.

TS-1019	Changing Grip Head for Honeycomb Racks	Document Owner: Service Department	Effective Date: APR-14-2020	Page 3 of 4
----------------	---	--	---------------------------------------	--------------------

4. Attach the gripper back onto the gripper mount.



Figure 4.

5. Insert and tighten the screw on top of the gripper mount using a 3mm Allen wrench.




Figure 5.

6. Confirm the rack definition is set to the proper orientation of the honeycomb rack in **Configuration > Rack Definition**.

TS-1019	Changing Grip Head for Honeycomb Racks	Document Owner: Service Department	Effective Date: APR-14-2020	Page 4 of 4
----------------	---	--	---------------------------------------	--------------------

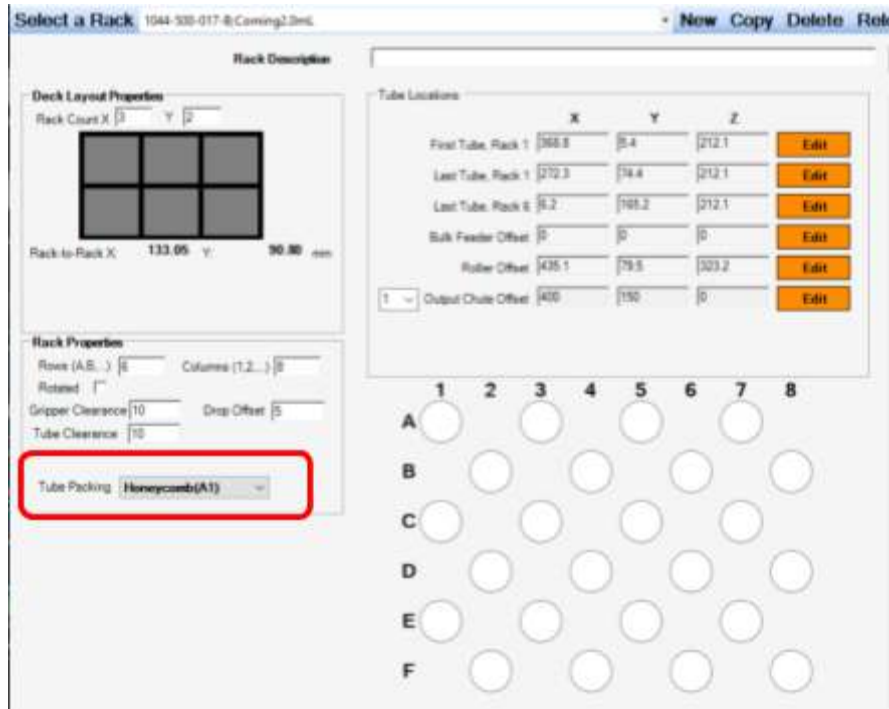


Figure 6. Honeycomb(A2) not shown

If you need additional assistance, please call our service department at 314-298-9800 or email service@scinomix.com.

Definitions

N/A

Revision History

Version:	Change:	Effective Date:	Approved by:
A	NEW	APR-14-2020	B. Petti